



CORNERSTONE
SLIM

Slate White



120x278 - 47^{1/4}"x109^{7/16}"



120x120 - 47^{1/4}"x47^{1/4}"



60x120 - 23^{5/8}"x47^{1/4}"

Slate Grey



120x278 - 47^{1/4}"x109^{7/16}"



120x120 - 47^{1/4}"x47^{1/4}"



60x120 - 23^{5/8}"x47^{1/4}"

Slate Black



120x278 - 47^{1/4}"x109^{7/16}"



120x120 - 47^{1/4}"x47^{1/4}"



60x120 - 23^{5/8}"x47^{1/4}"

CORNERSTONE SLIM

▶◀ 6,5 mm

Origin BRAZIL.
Three surfaces hewn from the hard body of a unique, rare material. Based on observations of rocks quarried in certain regions of South America, where the geology is surprisingly varied in terms of the quality and extension of homogeneous formations.

Provenienza BRASILE.
Tre superfici di spacco, un taglio nella sostanza dura di un materiale unico e raro. Ricavate da osservazioni di rocce estratte da alcune zone del continente Sud Americano, dove la ricchezza geologica sorprende per le qualità e le estensioni delle conformazioni omogenee.



Slate White Slim Nat. Rett. 120x120 - 47^{1/4}"x47^{1/4}"
Slate Black Slim Nat. Rett. 60x120 - 23^{5/8}"x47^{1/4}"
Listelli Sfalsati Slate White Slim Nat. Rett. 30x60 - 11^{13/16}"x23^{5/8}"



Listelli Sfalsati Slate White Slim Nat. Rett. 30x60 - 11^{13/16}"x23^{5/8}"



Slate White Slim Nat. Rett. 120x120 - 47^{1/4}"x47^{1/4}"



Slate White Slim Nat. Rett. 120x120 - 47^{1/4}"x47^{1/4}"



Slate Grey Slim Nat. Rett. 120x278 - 47^{1/4}"x109^{7/16}"
Slate Grey Slim Mosaico Plurima Nat. 30x30 - 11^{13/16}"x11^{13/16}"



Slate Grey Slim Nat. Rett. 120x278 - 47^{1/4}"x109^{7/16}"
Slate Grey Slim Nat. Rett. 120x120 - 47^{1/4}"x47^{1/4}"
Mosaico Plurima Degradè Nat. 30x270 - 11^{13/16}"x106^{5/16}"



Slate Black Nat. Rett. 120x278 - 47¹/₄"x109⁷/₁₆"



Slate White Slim Nat. Rett. 120x278 - 47^{1/4}"x109^{7/16}"
Mosaico Plurima Degradè Nat. 30x270 - 11^{13/16}"x106^{5/16}"



Slate White Slim Nat. Rett. 60x120 - 23⁵/₈"x47¹/₄"
Listelli Sfalsati Slate White Slim Nat. Rett. 30x60 - 11¹³/₁₆"x23⁵/₈"





Slate White Slim Nat. Rett. 120x278 - 47^{1/4}"x109^{7/16}"
Mosaico Plurima Degradè Nat. 30x270 - 11^{13/16}"x106^{5/16}"

CORNERSTONE SLIM


Slate White



Slate Grey



Slate Black




Si consiglia la posa con fuga 2 mm. - Laying with a 2 mm-joint is recommended. - Pose recommandée avec joints de 2 mm.
Es wird eine Fugenbreite von 2 mm empfohlen. - Se recomienda la colocación con juntas de 2 mm. - Рекомендуется укладка с швом 2 мм.
Verificare l'abbinamento dei toni tra i formati differenti. - Check the colour matching between different sizes.
Vérifier l'assortiment des tonalités entre les différents formats. - Die Kombination der Farbtöne unter den verschiedenen Formaten prüfen.
Comprobar la combinación de los tonos entre los distintos formatos. - Проверьте сочетание тонов у разных форматов.

COLORI E FORMATI

Colours and Sizes | Couleurs et Formats | Farben und Formate | Colores y Tamaños | Цвета и Форматы



Naturale Rett.
120x278 - 47^{1/4}"x109^{7/16}"
EJ20 Slate White ● T99
EJ21 Slate Grey ● T99
EJ22 Slate Black ● T99



Naturale Rett.
120x120 - 47^{1/4}"x47^{1/4}"
EKD7 Slate White ● T74
EKD8 Slate Grey ● T74
EKD9 Slate Black ● T74



Naturale Rett.
60x120 - 23^{5/8}"x47^{1/4}"
EKDC Slate White ● T59
EKDD Slate Grey ● T59
EKDE Slate Black ● T59

DECORI

Decors | Decors | Dekore | Decorados | Декоры


LISTELLI SFALSATI*



30x60 - 11^{13/16}"x23^{5/8}"
EKKL Slate White Nat. ● A87



30x60 - 11^{13/16}"x23^{5/8}"
EKKM Slate Grey Nat. ● A87




30x60 - 11^{13/16}"x23^{5/8}"
EKKN Slate Black Nat. ● A87

MOSAICO PLURIMA*


Tessera - Chip 2,5x7,5 (15/16"x215/16")



30x30 - 11^{13/16}"x11^{13/16}"
EKZ Slate White Nat. ● A102




30x30 - 11^{13/16}"x11^{13/16}"
EKS0 Slate Grey Nat. ● A102



30x30 - 11^{13/16}"x11^{13/16}"
EKS1 Slate Black Nat. ● A102

MOSAICO PLURIMA DEGRADÈ*

Tessera - Chip 2,5x7,5 (15/16"x215/16")



30x270 - 11^{13/16}"x106^{5/16}"
EKS3 Slate White/Grey/Black Nat. ● A105
Comp. 9 pcs 30x30 - 11^{13/16}"x11^{13/16}"

Indicazioni di montaggio all'interno della scatola. - Assembly instructions inside box.
Instructions de montage à l'intérieur de la boîte. - Verlegethinweise im Karton.
Instrucciones de montaje en el interior de la caja. - Инструкции по установке находятся в коробке.

* Su rete in fibra - On fibre mesh backing - Sur filet en fibre de verre
Auf Glasfasernetz - Sobre malla de fibra - На волоконной сетке

CORNERSTONE

Granite Stone



Slate Multicolor



Slate White



Slate Grey



Slate Black




Si consiglia la posa con fuga 2 mm. - Laying with a 2 mm-joint is recommended. - Pose recommandée avec joints de 2 mm.
 Es wird eine Fugenbreite von 2 mm empfohlen. - Se recomienda la colocación con juntas de 2 mm. - Рекомендуется укладка с швом 2 мм.
 Verificare l'abbinamento dei toni tra i formati differenti. - Check the colour matching between different sizes.
 Vérifier l'assortiment des tonalités entre les différents formats. - Die Kombination der Farbtöne unter den verschiedenen Formaten prüfen.
 Comprobar la combinación de los tonos entre los distintos formatos. - Проверьте сочетание тонов у разных форматов.

COLORI E FORMATI

Colours and Sizes | Couleurs et Formats | Farben und Formate | Colores y Tamaños | Цвета и Форматы

9,5 mm.




Naturale Rett.
 60x120 - 23^{5/8}"x47^{1/4}"
E7KW Granite Stone ● T31
E7KP Slate Multicolor ● T31
EJ5A Slate White ● T31
E7KX Slate Grey ● T31
E7KY Slate Black ● T31



Naturale Rett.
 30x120 - 11^{13/16}"x47^{1/4}"
E2PR Granite Stone ● T63
EJ5D Slate White ● T63
E2PS Slate Grey ● T63
E2PT Slate Black ● T63



Naturale Rett.
 15x120 - 5^{7/8}"x47^{1/4}"
E2PN Slate Multicolor ● T63



Naturale Rett.
 90x90 - 35^{7/16}"x35^{7/16}"
EJ5J Slate White ● T34
E44C Slate Grey ● T34
E44D Slate Black ● T34



Naturale Rett.
 45x90 - 17^{11/16}"x35^{7/16}"
E2QF Granite Stone ● T23
E2Q7 Slate Multicolor ● T23
EJ5M Slate White ● T23
E2QG Slate Grey ● T23
E2QH Slate Black ● T23



Naturale Rett.
 60x60 - 23^{5/8}"x23^{5/8}"
EJ5P Slate White ● T17
E2PY Slate Grey ● T17
E2PZ Slate Black ● T17



Naturale Rett.
 30x60 - 11^{13/16}"x23^{5/8}"
E2Q4 Granite Stone ● T14
E2Q0 Slate Multicolor ● T14
EJ5R Slate White ● T14
E2Q5 Slate Grey ● T14
E2Q6 Slate Black ● T14



Naturale Rett.
 10x30 - 3^{15/16}"x11^{13/16}"
EJLH Slate White ● T49
ECXY Slate Grey ● T49
ECXZ Slate Black ● T49

20MM



Naturale Rett.
 45x90 - 17^{11/16}"x35^{7/16}"
E7TY Slate Multicolor ● T45
E3PN Slate Grey U₄P₃E₃C₂F₊ ● T45
E7U0 Slate Black U₄P₃E₃C₂F₊ ● T45



Naturale Rett.
 60x60 - 23^{5/8}"x23^{5/8}"
E2PJ Granite Stone U₄P₃E₃C₂F₊ ● T34
E2PK Slate Grey U₄P₃E₃C₂F₊ ● T34
E2T4 Slate Black U₄P₃E₃C₂F₊ ● T34

DECORI

Decors | Decors | Dekore | Decorados | Декоры

MOSAICO*


Tessera - Chip 2,8x2,8 (1^{1/8}"x1^{1/8}")



Naturale

30x30 - 11^{13/16}"x11^{13/16}"
E2SR Granite Stone ● A96
E2RC Slate Multicolor ● A96
EJ5V Slate White ● A96
E2SS Slate Grey ● A96
E2ST Slate Black ● A96

LISTELLI SFALSATI*



Naturale

30x60 - 11^{13/16}"x23^{5/8}"
E2SL Granite Stone ● A80
E2S5 Slate Multicolor ● A80
EJ5X Slate White ● A80
E2SM Slate Grey ● A80
E2SN Slate Black ● A80

* Su rete in fibra - On fibre mesh backing - Sur filet en fibre de verre
 Auf Glasfasernetz - Sobre malla de fibra - На волоконной сетке

CORNERSTONE

PEZZI SPECIALI

Trims | Pieces Speciales | Formteile | Piezas Especiales | Специальные Изделия

	Dimensione Size	Granite St.	Slate Mult.	Slate White	Slate Grey	Slate Black	Fascia di prezzo Price band
 Battiscopa - Skirting	Nat. Rett. 7x60 - 2 ^{3/4} "x23 ^{5/8} " Pcs. Box 15 - LM x Box 9,00	E2TK	E2S4	EJ5Z	E2TL	E2TM	● A11
	Nat. Rett. 7x90 - 2 ^{3/4} "x35 ^{7/16} " Pcs. Box 8 - LM x Box 7,20	E2TD	E2RY	EJ61	E2TE	E2TF	● A18
 Gradino - Stair Tread	Nat. Rett. 33x120 - 12 ^{15/16} "x47 ^{1/4} " Pcs. Box 2 - LM x Box 2,40	E908	E905	EJ6E	E2TG	E909	● A82
 Gradone - Step	Nat. Rett. 33x120x3,2x3,2 12 ^{15/16} "x47 ^{1/4} "x1 ^{1/4} "x1 ^{1/4} " Pcs. Box 2 - LM x Box 2,40	E8Z8	E8XR	EJ6G	E8Z9	E8ZA	● A98
 Angolare Dx Sx Corner Tile Dx Sx	Nat. Rett. 33x120x3,2x3,2 12 ^{15/16} "x47 ^{1/4} "x1 ^{1/4} "x1 ^{1/4} " Pcs. Box 1 - LM x Box 1,20	DX E8Y6	DX E8XP	DX EJ6J	DX E8Y8	DX E8YA	● A104
		SX E8Y7	SX E8XQ	SX EJ6K	SX E8Y9	SX E8YC	
 Battiscopa Scala Dx Sx Tread Skirting Dx Sx	Nat. Rett. 7x60x60 2 ^{3/4} "x23 ^{5/8} "x23 ^{5/8} " Pcs. Box 2 - LM x Box 1,20	DX E8YR	DX E9TM	DX EJ63	DX E8YT	DX E2SG	● A33
		SX E8YS	SX E9TN	SX EJ69	SX E8YU	SX E2SH	
 Battiscopa Scala Dx Sx Tread Skirting Dx Sx	Nat. Rett. 7x60x60 2 ^{3/4} "x23 ^{5/8} "x23 ^{5/8} " Pcs. Box 2 - LM x Box 1,20	DX E8YX	DX E9TP	DX EJ6A	DX E8YZ	DX E8Z1	● A33
		SX E8YY	SX E9TQ	SX EJ6C	SX E8Z0	SX E8Z2	
 Cove Base*	Nat. 16x30 - 6 ^{5/16} "x11 ^{13/16} " Pcs. Box 30	E90E	E90A	EJ6M	E2TN	E90F	● A22
 Cove Base Ang. Int.* Cove Base In Corner	Nat. 2,5x16 - 1 ^{5/16} "x6 ^{5/16} " Pcs. Box 10	E8YM	E8YJ	EJ6P	E2SF	E8YN	● A16
 Cove Base Ang. Est.* Cove Base Out Corner	Nat. 2,5x16 - 1 ^{5/16} "x6 ^{5/16} " Pcs. Box 10	E8YG	E8YD	EJ6Q	E2SE	E8YH	● A16

* Ordine minimo 500 pezzi - Minimum order: 500 pieces - Commande minimale 500 pièces - Mindestbestellmenge 500 Stücke - Pedido mínimo 500 piezas - Минимальный заказ - 500 штук

20MM PEZZI SPECIALI

Trims | Pieces Speciales | Formteile | Piezas Especiales | Специальные Изделия

	Dimensione Size	Granite Stone	Slate Multicolor	Slate Grey	Slate Black	Fascia di prezzo Price band				
 Gradone - Step	Nat. Rett. 33x60x5 12 ^{15/16} "x23 ^{5/8} "x1 ^{15/16} " Pcs. Box 2 - LM x Box 1,20	E2T8	-	E8ZJ	E8ZM	● A68				
	Nat. Rett. 33x90x5 12 ^{15/16} "x35 ^{7/16} "x1 ^{15/16} " Pcs. Box 2 - LM x Box 1,80	-	E9UE	E9UL	E9UP	● A80				
 Angolare Dx Sx Corner Tile Dx Sx	Nat. Rett. 33x60x5 12 ^{15/16} "x23 ^{5/8} "x1 ^{15/16} " Pcs. Box 2 - LM x Box 1,20	DX E8ZG	SX E8ZH	-	-	DX E8ZK	SX E8ZL	DX E8ZN	SX E8ZP	● A90
	Nat. Rett. 33x90x5 12 ^{15/16} "x35 ^{7/16} "x1 ^{15/16} " Pcs. Box 2 - LM x Box 1,80	-	-	DX E9UF	SX E9UG	DX E9UM	SX E9UN	DX E9UQ	SX E9UR	● A96
 Terminale - Endingpiece	Nat. Rett. 33x60x2,5 12 ^{15/16} "x23 ^{5/8} "x1 ^{5/16} " Pcs. Box 2 - LM x Box 1,20	E8ZT	-	-	-	E2T9	E8ZY	● A72		
	Nat. Rett. 33x90x2,5 12 ^{15/16} "x35 ^{7/16} "x1 ^{5/16} " Pcs. Box 2 - LM x Box 1,80	-	-	E9V4	-	E9VA	E9VE	● A84		
 Ang. Terminale Dx Sx Endingpiece Corner Dx Sx	Nat. Rett. 33x60x2,5 12 ^{15/16} "x23 ^{5/8} "x1 ^{5/16} " Pcs. Box 2 - LM x Box 1,20	DX E8ZU	SX E8ZV	-	-	DX E8ZW	SX E8ZX	DX E8ZZ	SX E900	● A90
	Nat. Rett. 33x90x2,5 12 ^{15/16} "x35 ^{7/16} "x1 ^{5/16} " Pcs. Box 2 - LM x Box 1,80	-	-	DX E9V5	SX E9V6	DX E9VC	SX E9VD	DX E9VF	SX E9VG	● A96
 Gradino - Stair Tread	Nat. Rett. 33x60 - 12 ^{15/16} "x23 ^{5/8} " Pcs. Box 2 - LM x Box 1,20	E902	-	-	-	E903	E904	● A66		
	Nat. Rett. 33x90 - 12 ^{15/16} "x35 ^{7/16} " Pcs. Box 2 - LM x Box 1,80	-	-	E9VM	-	E9VP	E9VQ	● A80		
 Alzata - Riser	Nat. Rett. 16,5x60 - 6 ^{1/2} "x23 ^{5/8} " Pcs. Box 2 - LM x Box 1,20	E2T5	-	-	-	E2T6	E2T7	● A29		
	Nat. Rett. 16,5x90 - 6 ^{1/2} "x35 ^{7/16} " Pcs. Box 4 - LM x Box 3,60	-	-	E9TX	-	E9TZ	E9U0	● A49		

CORNERSTONE CORNERSTONE SLIM



Dry - Pressed Ceramic Tiles ISO 13006 Annex G - UNI EN 14411 Annex G - Bla UGL

CARATTERISTICHE TECNICHE Technical Features - Características Técnicas - Technische Eigenschaften Technische Eigenschaften - Características Técnicas - Технические Характеристики	NORMA Standard - Norme Norm - Norma - Норма	VALORI Value - Valeur Vorgabe - Valor - Средние
ASSORBIMENTO D'ACQUA (VALORE MEDIO IN %) Water absorption (Average value expressed in %) - Absorption d'eau (Valeur moyenne en %) Wasseraufnahme (Durchschnittswert in %) - Absorción de agua (Valor medio en %) Поглощение воды	UNI EN ISO 10545/3 ASTM C373	CONFORME COMPLIANT
RESISTENZA ALLA FLESSIONE Modulus of rupture - Resistance a la flexion - Biegefestigkeit Resistencia a la flexion - Прочность на изгиб	SPESSORE UNI EN ISO 10545/4	6,5 mm 9,5 mm 20MM ≥ 35 N/mm² ≥ 45 N/mm² ≥ 45 N/mm²
FORZA DI ROTTURA Breaking strength - Résistance à la rupture - Bruchlast Resistencia a la rotura - Разрывное усилие	UNI EN ISO 10545/4 ASTM C648	≥ 700 N ≥ 2000 N ≥ 12000 N 250 Lbs 400 Lbs 2500 Lbs
RESISTENZA AL GELO Frost resistance - Résistance au gel - Frostbeständigkeit Resistencia a las heladas - Морозостойкость	UNI EN ISO 10545/12 ASTM C1026	CONFORME UNAFFECTED
RESISTENZA CHIMICA AD ALTE E BASSE CONCENTRAZIONI DI ACIDI E BASI Chemical resistance to high and low acid and basic concentrations Résistance chimique aux hautes et basses concentrations d'acides et de bases Chemikalienfestigkeit bei hohen und niedrigen Konzentrationen von Säuren und Basen Resistencia química con concentraciones altas y bajas de ácidos y bases Химическая стойкость к высоким и низким концентрациям кислот и щелочей	UNI EN ISO 10545/13 ASTM C-650	A - LA - HA UNAFFECTED
RESISTENZA ALLE MACCHIE Stain resistance - Résistance aux taches - Fleckenbeständigkeit Resistencia a las manchas - Стойкость к образованию пятен	UNI EN ISO 10545/14	5
COEFFICIENTE DI ATTRITO Slip resistance Coefficient de glissement Rutschfestigkeit Barfußbereich Coeficiente de atrito medio Коэффициент трения	NAT. 20MM DIN 51130 DGUV Regel 108-003 DIN 51097 DGUV Information 207-006 ANSI A326.3:2017 DCOF B.C.R.A. D.M. N. 236 14/6/89 AS 4586-2013 Anexo A BS 7976-2: 2002 BSEN13036-4:2011 Pendulum testers UNE 41901:2017 EX DB SUA (actual)	R10 R11 B (A+B) C (A+B+C) WET ≥ 0,50 WET ≥ 0,65 ≥ 0,40 ≥ 0,40 P3 P4 > 36 Low Slip potential > 36 Low Slip potential 2 3

Per maggiori chiarimenti sui dati tecnici e sulla garanzia consultare il catalogo generale in vigore. - For further information on technical specifications, please consult our up-dated general catalogue. - Pour toutes informations supplémentaires sur les données techniques et sur les garanties, veuillez consulter le catalogue général en vigueur. - Für weitere Informationen über technische Daten und Garantiebeziehungen siehe bitte auf den aktuellen Gesamtkatalog. - Para ulteriores informaciones sobre los datos técnicos y la garantía, vease el catalogo general en vigor. - Более подробную информацию о технических данных и гарантии смотрите в действующем сводном катал.



CORNERSTONE CORNERSTONE SLIM

Formato Size Format Format Tamaño Формат cm	Spessore Thickness Epaisseur Stärke Espesor Толщина mm	Pz. x Mq. Pieces x Sqm Pcs / M² Stk. x Qm Pzs x Mc. Шт x Кв.М.	Pz. x Scat. Pieces x Box Pcs / Bte Stk. x Krt. Pzs x Caja Шт x Кор.	Mq. x Scat. Sqm x Box M² / Bte Qm x Krt. Mc. x Caja Кв.М. x Кор.	Peso x Scat. Weight x Box Poids / Bte Gewicht x Krt. Peso x Caja Вес x Кор. Kg	Scat. x Pal. Boxes x Pal. Bte / Pal. Krt. x Pal. Cajas x Pal. Кор. x Подд.	Mq. x Pal. Sqm x Pal. M² / Pal. Qm x Pal. Mc. x Pal. Кв.М x Подд.	Peso x Pal. Weight x Pal. Poids / Pal. Gewicht x Pal. Peso x Подд. Kg
120x278 Naturale	6,5	0,30	1	3,336	50,04		vedi sotto - see below	
120x120 Naturale	6,5	0,69	2	2,880	43,20	20	57,60	984
60x120 Naturale	6,5	1,39	3	2,160	32,40	15	32,40	486
30x60 Listelli Sfalsati Naturale	6,5	5,56	6	1,080	16,20	30	32,40	486
30x30 Mosaico Plurima Naturale	6,5	11,11	9	0,810	12,15	48	38,88	583
30x270 Mosaico Plurima Degradè Naturale	6,5	1,23	1	0,810	12,15	48	38,88	583
60x120 Naturale	9,5	1,39	2	1,440	31,68	36	51,84	1140
30x120 Naturale	9,5	2,78	3	1,080	23,76	48	51,84	1140
15x120 Naturale	9,5	5,56	6	1,080	23,76	42	45,36	998
90x90 Naturale	9,5	1,23	2	1,620	35,64	24	38,88	855
45x90 Naturale	9,5	2,47	3	1,220	26,73	32	39,04	855
60x60 Naturale	9,5	2,78	3	1,080	23,76	40	43,20	950
30x60 Naturale	9,5	5,56	6	1,080	23,76	48	51,84	1140
10x30 Naturale	9,5	33,33	25	0,750	16,50	72	54,00	1188
30x60 Listelli Sfalsati Naturale	9,5	5,56	4	0,720	15,80	30	21,60	474
30x30 Mosaico Naturale	9,5	11,11	5	0,450	8,73	60	27,00	524
45x90 Naturale 20MM	20	2,47	2	0,810	37,26	24	19,44	894
60x60 Naturale 20MM	20	2,78	2	0,720	33,12	32	23,04	1060

Slabs 120x278

Articolo Item Reference Artikel Articulo Артикул	Dimensione (cm) Size (cm) Format (cm) Tamaño (cm) Формат (cm)	Nr. Lastre No. of Slabs Nbre Dalles Anz. Platten N° de Placas Кол. Плит	Mq. x Imballo sqm per Pack m2 / Emballage qm pro Verpackung m2 por embalaje Кв.м. x упаковку	Peso Imballo (Kg) Weight of Packaging (kg) Poids Emballage (kg) Gewicht Verpackung (kg) Peso embalaje (kg) Вес упаковки (кг)	Peso Imballo+Lastre (Kg) Weight of Packaging + Slabs (kg) Poids Emballage+Dalles (kg) Gewicht Verpackung+Platten (kg) Peso embalaje + placas (kg) Вес упаковки + плит (кг)
120x278 Cassa - Crate - Caisse Kiste - Caja - Ящик	140x291x41h	18	60,05	145	1045,72
120x278 Cavalletto - A-Frame Chevalet de transport Transportgestell Caballete - Подставка	75x290x160h	40	133,44	180	2181,60



CORNERSTONE SLIM

I colori e le caratteristiche estetiche dei materiali illustrati nel presente catalogo sono da ritenersi puramente indicativi.

Le misure dei prodotti qui indicate si intendono nominali e come i pesi ed i colori subiscono le variazioni tipiche del processo ceramico.

Emilceramica si riserva la facoltà di modificare in qualunque momento senza preavviso le caratteristiche tecniche, estetiche e i materiali presentati.

Tali caratteristiche non sono comunque vincolanti nei termini legali.

Colours and optical features of the materials illustrated in this catalogue are to be regarded as mere indications.

Product sizes indicated are nominal and like weights and colours undergo the typical variations of the ceramic process.

Emilceramica reserves the right to change the technical and optical features of the materials illustrated at any time and without notice. These features are not legally binding.



Ergon is a brand of Emilceramica S.r.l. a socio unico	Sede Commerciale/ Amministrativa
emilgroup.it/ergon emilgroup.it	Via Ghiarola Nuova, 29 - 41042 Fiorano Modenese (Mo) Italy T +39 0536 835111 - info@emilceramicagroup.it